



## ■ Features

- Universal AC input / Full range
- 3 pole AC inlet IEC320-C14
- No load power consumption < 0.3W
- **Energy efficiency level VI**
- Comply with EISA 2007/DoE
- Class I power (with earth pin)
- Protections: Short circuit / Overload / Over voltage
- Fully enclosed plastic case
- -20 ~ +70°C working temperature
- LED indicator for power on
- 3 years warranty

## ■ Applications

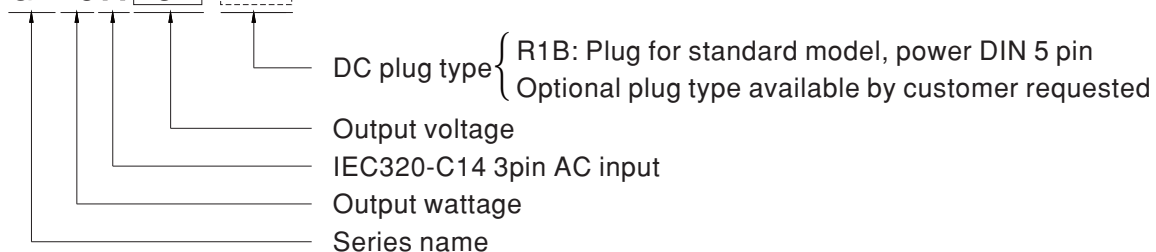
- Consumer electronic devices
- Telecommunication devices
- Office facilities
- Industrial equipments

## ■ Description

GP25A is a 25W triple-output desktop type green adaptor series, complying with the mandatory energy saving standard USA EISA 2007/DoE (Level VI). Adopting Class I design and utilizing the standard inlet IEC320-C14, it is designed with FG and uses the 94V-0 flame retardant plastic enclosure, which can effectively prevent electric shock hazards. This series operates from 90~264VAC and offers three models with the output voltage sets +5V/+12V/-5V, +5V/+12V/-12V and +5V/+15V/-15V. Its supreme advantages includes the less-than-0.3W no load power consumption, the capability of working under -20~+70°C ambient temperature, complete protection functions and three-year warranty and the compliance to the international safety certification such as CB, TUV, UL, CE and FCC. GP25A is a multiple-output green adaptor with high safety, high reliability and high quality.

## ■ Model Encoding

**GP25 A 13A -R1B**

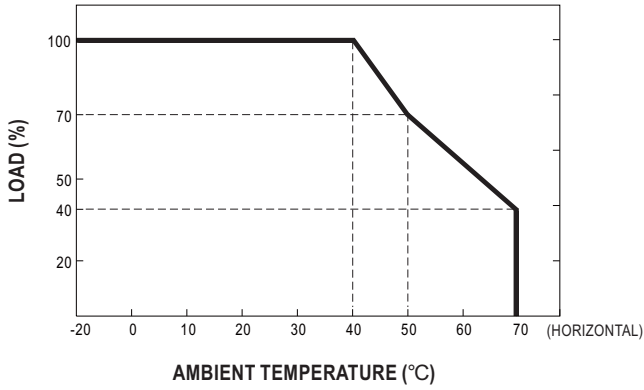




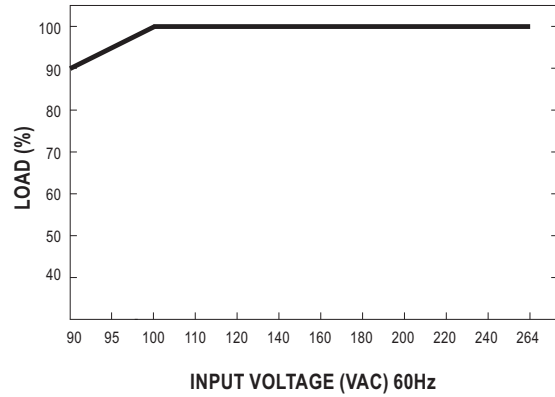
**SPECIFICATION**

ORDER NO.	GP25A13A-R1B	GP25A13D-R1B	GP25A14E-R1B																																								
<b>OUTPUT</b>	<table border="1"> <thead> <tr> <th>SAFETY MODEL NO.</th> <th>GP25A13A</th> <th>GP25A13D</th> <th>GP25A14E</th> </tr> </thead> <tbody> <tr> <td>DC VOLTAGE <small>Note.2</small></td> <td>5V</td> <td>12V</td> <td>-5V</td> </tr> <tr> <td>RATED SET CURRENT</td> <td>2.5A</td> <td>1.2A</td> <td>0.3A</td> </tr> <tr> <td>CURRENT RANGE</td> <td>0.5 ~ 2.5A</td> <td>0.2 ~ 1.2A</td> <td>0.1 ~ 0.3A</td> </tr> <tr> <td>RATED POWER</td> <td>28.5W</td> <td>28W</td> <td>29W</td> </tr> <tr> <td>RIPPLE &amp; NOISE (max.) <small>Note.3</small></td> <td>50mVp-p</td> <td>100mVp-p</td> <td>50mVp-p</td> </tr> <tr> <td>VOLTAGE TOLERANCE <small>Note.4</small></td> <td>±5.0%</td> <td>-5.0 ~ +10%</td> <td>±3.0%</td> </tr> <tr> <td>LINE REGULATION <small>Note.5</small></td> <td>±1.0%</td> <td>±1.0%</td> <td>±1.0%</td> </tr> <tr> <td>LOAD REGULATION <small>Note.6</small></td> <td>±5.0%</td> <td>±3.0%</td> <td>±3.0%</td> </tr> <tr> <td>SETUP, RISE, HOLD UP TIME</td> <td colspan="3">800ms, 50ms, 20ms / 230VAC      1200ms, 50ms, 16ms / 115VAC at full load</td> </tr> </tbody> </table>			SAFETY MODEL NO.	GP25A13A	GP25A13D	GP25A14E	DC VOLTAGE <small>Note.2</small>	5V	12V	-5V	RATED SET CURRENT	2.5A	1.2A	0.3A	CURRENT RANGE	0.5 ~ 2.5A	0.2 ~ 1.2A	0.1 ~ 0.3A	RATED POWER	28.5W	28W	29W	RIPPLE & NOISE (max.) <small>Note.3</small>	50mVp-p	100mVp-p	50mVp-p	VOLTAGE TOLERANCE <small>Note.4</small>	±5.0%	-5.0 ~ +10%	±3.0%	LINE REGULATION <small>Note.5</small>	±1.0%	±1.0%	±1.0%	LOAD REGULATION <small>Note.6</small>	±5.0%	±3.0%	±3.0%	SETUP, RISE, HOLD UP TIME	800ms, 50ms, 20ms / 230VAC      1200ms, 50ms, 16ms / 115VAC at full load		
SAFETY MODEL NO.	GP25A13A	GP25A13D	GP25A14E																																								
DC VOLTAGE <small>Note.2</small>	5V	12V	-5V																																								
RATED SET CURRENT	2.5A	1.2A	0.3A																																								
CURRENT RANGE	0.5 ~ 2.5A	0.2 ~ 1.2A	0.1 ~ 0.3A																																								
RATED POWER	28.5W	28W	29W																																								
RIPPLE & NOISE (max.) <small>Note.3</small>	50mVp-p	100mVp-p	50mVp-p																																								
VOLTAGE TOLERANCE <small>Note.4</small>	±5.0%	-5.0 ~ +10%	±3.0%																																								
LINE REGULATION <small>Note.5</small>	±1.0%	±1.0%	±1.0%																																								
LOAD REGULATION <small>Note.6</small>	±5.0%	±3.0%	±3.0%																																								
SETUP, RISE, HOLD UP TIME	800ms, 50ms, 20ms / 230VAC      1200ms, 50ms, 16ms / 115VAC at full load																																										
<b>INPUT</b>	<table border="1"> <tbody> <tr> <td>VOLTAGE RANGE</td> <td colspan="3">90 ~ 264VAC    135~ 370VDC</td> </tr> <tr> <td>FREQUENCY RANGE</td> <td colspan="3">47 ~ 63Hz</td> </tr> <tr> <td>EFFICIENCY (Typ.)</td> <td>80%</td> <td>80%</td> <td>80.5%</td> </tr> <tr> <td>AC CURRENT</td> <td colspan="3">0.8A / 100VAC    0.4A / 230VAC</td> </tr> <tr> <td>INRUSH CURRENT (max.)</td> <td colspan="3">60A / 230VAC</td> </tr> <tr> <td>LEAKAGE CURRENT (max.)</td> <td colspan="3">0.75mA / 240VAC</td> </tr> </tbody> </table>			VOLTAGE RANGE	90 ~ 264VAC    135~ 370VDC			FREQUENCY RANGE	47 ~ 63Hz			EFFICIENCY (Typ.)	80%	80%	80.5%	AC CURRENT	0.8A / 100VAC    0.4A / 230VAC			INRUSH CURRENT (max.)	60A / 230VAC			LEAKAGE CURRENT (max.)	0.75mA / 240VAC																		
VOLTAGE RANGE	90 ~ 264VAC    135~ 370VDC																																										
FREQUENCY RANGE	47 ~ 63Hz																																										
EFFICIENCY (Typ.)	80%	80%	80.5%																																								
AC CURRENT	0.8A / 100VAC    0.4A / 230VAC																																										
INRUSH CURRENT (max.)	60A / 230VAC																																										
LEAKAGE CURRENT (max.)	0.75mA / 240VAC																																										
<b>PROTECTION</b>	<table border="1"> <tbody> <tr> <td>OVERLOAD</td> <td colspan="3">110 ~ 160% rated output power Protection type : Hiccup mode, recovers automatically after fault condition is removed</td> </tr> <tr> <td>OVER VOLTAGE</td> <td colspan="3">Protection type : Clamp by zener diode(5V only), output short</td> </tr> </tbody> </table>			OVERLOAD	110 ~ 160% rated output power Protection type : Hiccup mode, recovers automatically after fault condition is removed			OVER VOLTAGE	Protection type : Clamp by zener diode(5V only), output short																																		
OVERLOAD	110 ~ 160% rated output power Protection type : Hiccup mode, recovers automatically after fault condition is removed																																										
OVER VOLTAGE	Protection type : Clamp by zener diode(5V only), output short																																										
<b>ENVIRONMENT</b>	<table border="1"> <tbody> <tr> <td>WORKING TEMP.</td> <td colspan="3">-20 ~ +70°C (Refer to "Derating Curve")</td> </tr> <tr> <td>WORKING HUMIDITY</td> <td colspan="3">20% ~ 90% RH non-condensing</td> </tr> <tr> <td>STORAGE TEMP., HUMIDITY</td> <td colspan="3">-20 ~ +85°C, 10 ~ 95% RH</td> </tr> <tr> <td>TEMP. COEFFICIENT</td> <td colspan="3">±0.03% / °C (0 ~ 40°C)</td> </tr> <tr> <td>VIBRATION</td> <td colspan="3">10 ~ 500Hz, 2G 10min./1cycle, period for 60min. each along X, Y, Z axes</td> </tr> </tbody> </table>			WORKING TEMP.	-20 ~ +70°C (Refer to "Derating Curve")			WORKING HUMIDITY	20% ~ 90% RH non-condensing			STORAGE TEMP., HUMIDITY	-20 ~ +85°C, 10 ~ 95% RH			TEMP. COEFFICIENT	±0.03% / °C (0 ~ 40°C)			VIBRATION	10 ~ 500Hz, 2G 10min./1cycle, period for 60min. each along X, Y, Z axes																						
WORKING TEMP.	-20 ~ +70°C (Refer to "Derating Curve")																																										
WORKING HUMIDITY	20% ~ 90% RH non-condensing																																										
STORAGE TEMP., HUMIDITY	-20 ~ +85°C, 10 ~ 95% RH																																										
TEMP. COEFFICIENT	±0.03% / °C (0 ~ 40°C)																																										
VIBRATION	10 ~ 500Hz, 2G 10min./1cycle, period for 60min. each along X, Y, Z axes																																										
<b>SAFETY &amp; EMC (Note. 7)</b>	<table border="1"> <tbody> <tr> <td>SAFETY STANDARDS</td> <td colspan="3">UL60950-1, CSA22.2, EN60950-1 approved</td> </tr> <tr> <td>WITHSTAND VOLTAGE</td> <td colspan="3">I/P-O/P:4242VDC , I/P-FG:2121VDC</td> </tr> <tr> <td>ISOLATION RESISTANCE</td> <td colspan="3">I/P-O/P,I/P-FG:100M Ohms / 500VDC / 25°C / 70% RH</td> </tr> <tr> <td>EMC EMISSION</td> <td colspan="3">Compliance to EN55022 class B, EN61000-3-2,3, FCC PART15 / CISP22 class B</td> </tr> <tr> <td>EMC IMMUNITY</td> <td colspan="3">Compliance to EN61000-4-2,3,4,5,6,11, light industry level, criteria A</td> </tr> <tr> <td>LIFE</td> <td colspan="3">3 years : 100% load 40°C, 8hours / day</td> </tr> </tbody> </table>			SAFETY STANDARDS	UL60950-1, CSA22.2, EN60950-1 approved			WITHSTAND VOLTAGE	I/P-O/P:4242VDC , I/P-FG:2121VDC			ISOLATION RESISTANCE	I/P-O/P,I/P-FG:100M Ohms / 500VDC / 25°C / 70% RH			EMC EMISSION	Compliance to EN55022 class B, EN61000-3-2,3, FCC PART15 / CISP22 class B			EMC IMMUNITY	Compliance to EN61000-4-2,3,4,5,6,11, light industry level, criteria A			LIFE	3 years : 100% load 40°C, 8hours / day																		
SAFETY STANDARDS	UL60950-1, CSA22.2, EN60950-1 approved																																										
WITHSTAND VOLTAGE	I/P-O/P:4242VDC , I/P-FG:2121VDC																																										
ISOLATION RESISTANCE	I/P-O/P,I/P-FG:100M Ohms / 500VDC / 25°C / 70% RH																																										
EMC EMISSION	Compliance to EN55022 class B, EN61000-3-2,3, FCC PART15 / CISP22 class B																																										
EMC IMMUNITY	Compliance to EN61000-4-2,3,4,5,6,11, light industry level, criteria A																																										
LIFE	3 years : 100% load 40°C, 8hours / day																																										
<b>OTHERS</b>	<table border="1"> <tbody> <tr> <td>MTBF</td> <td colspan="3">620K hrs min.    MIL-HDBK-217F (25°C)</td> </tr> <tr> <td>DIMENSION</td> <td colspan="3">107.5*67*36mm (L*W*H)</td> </tr> <tr> <td>PACKING</td> <td colspan="3">0.3kg; 54pcs / 20kg / CARTON</td> </tr> </tbody> </table>			MTBF	620K hrs min.    MIL-HDBK-217F (25°C)			DIMENSION	107.5*67*36mm (L*W*H)			PACKING	0.3kg; 54pcs / 20kg / CARTON																														
MTBF	620K hrs min.    MIL-HDBK-217F (25°C)																																										
DIMENSION	107.5*67*36mm (L*W*H)																																										
PACKING	0.3kg; 54pcs / 20kg / CARTON																																										
<b>CONNECTOR</b>	<table border="1"> <tbody> <tr> <td>PLUG</td> <td colspan="3">See page 3</td> </tr> <tr> <td>CABLE</td> <td colspan="3">See page 3</td> </tr> </tbody> </table>			PLUG	See page 3			CABLE	See page 3																																		
PLUG	See page 3																																										
CABLE	See page 3																																										
<b>NOTE</b>	<p>1. All parameters are specified at 230VAC input, rated load, 25°C 70% RH ambient.                  2. DC voltage: The output voltage set at point measure by plug terminal &amp; 50% load.                  3. Ripple &amp; noise are measured at 20MHz by using a 12" twisted pair terminated with a 0.1uf &amp; 47uf capacitor.                  4. Tolerance: includes set up tolerance, line regulation, load regulation.                  5. Line regulation is measured from low line to high line at rated load.                  6. When measured between the light load (20% of rated load) and full load, the load regulation is within ±5% whereas the cross regulation is within ±15%.                  7. The power supply is considered as an independent unit, but the final equipment still need to re-confirm that the whole system complies with the EMC directives. For guidance on how to perform these EMC tests, please refer to "EMI testing of component power supplies."                  (as available on <a href="http://www.meanwell.com">http://www.meanwell.com</a>)</p>																																										

Derating Curve

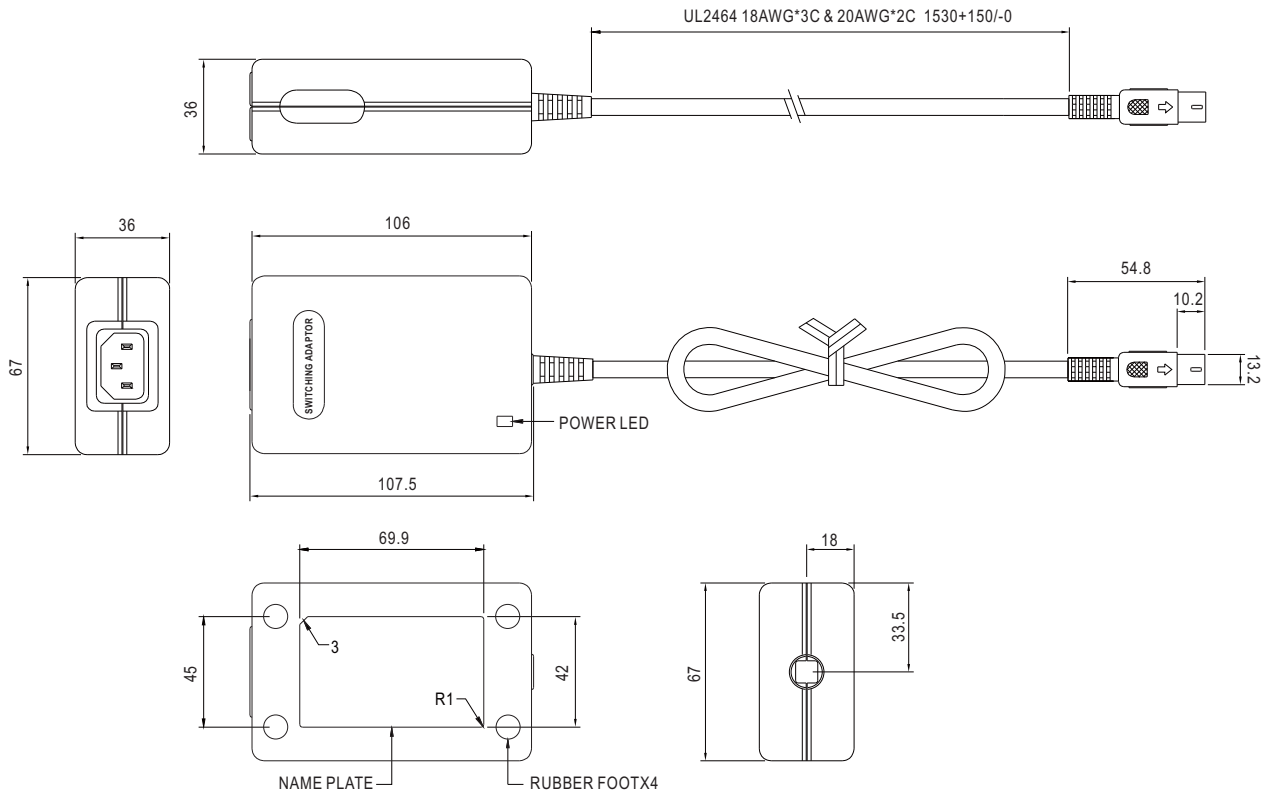


Static Characteristics



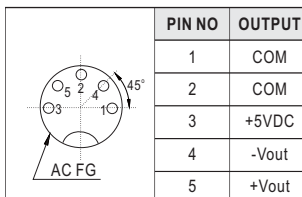
Mechanical Specification

Unit:mm



Plug Assignment

Standard plug: R1B



Installation Manual

Please refer to : <http://www.meanwell.com/webnet/search/InstallationSearch.html>