

Application

- Emergency lighting LED driver for manual testing
- For LED module with a forward voltage of 10-90Vdc
- SELV for output voltage
- Integral LiFePO4 battery pack
- 4-year guarantee (battery 2-year guarantee)



Properties

- Maintained/Non-maintained operation
- 1.5h or 3h rated duration
- Compatible with all dimmable and non-dimmable constant current LED driver
- Automatic shutdown of output if LED load is out of range
- Constant power output, output current self-adjustable
- Electronic charge system
- Deep discharge protection
- Short-circuit-proof battery connection
- Open-circuit-proof
- Polarity reversal protection for battery

Technical Data

Rated supply voltage	220~240VAC/100~240VAC (Adjustable to customized requirement)
Mains frequency	50/60Hz
Mains input current, min	25mA
Mains input current, max	38mA
Input power in mains operation, min	3.5W±10%
Input power in mains operation, max	4W±10%
Battery charge time	24h
Ambient temperature t_a	-0°C~55°C
Max. Casing temperature t_c	70°C
Type of protection	IP20

- 1.All specifications are typical on the 230VAC unless otherwise stated.
- 2.The emergency function test must be performed when a battery is fully charged for 16 hours.

Battery Discharge & Charge Specification

Parameter	Min.	Typ.	Max.	Note
Battery discharge current	700mA	-	820mA	
Output voltage	10Vdc	-	90Vdc	* Measured at 6.4V input from batteries
Output constant current	34mA	-	380mA	
Emergency power	4.6W	-	5.2W	

Parameter	Min.	Typ.	Max.	Note
Battery discharge current	300mA	-	410mA	
Output voltage	10Vdc	-	90Vdc	* Measured at 6.4V input from batteries
Output constant current	13mA	-	185mA	
Emergency power	2W	-	2.6W	

Item Code	Batteries	Emergency Power	Emergency Duration	Charge Current	Charge Time
EEC15-2.5W	6.4V/1500mAhLiFePO4 battery	2.5W	3h	200mA±10%	16h
EEC15-5W	6.4V/1500mAhLiFePO4 battery	5W	1.5h	200mA±10%	16h
EEC15-2.5W	6.4V/3000mAhLiFePO4 battery	2.5W	6h	200mA±10%	16h
EEC15-5W	6.4V/3000mAhLiFePO4 battery	5W	3h	200mA±10%	16h

Note: All specifications are typical at 25°C unless otherwise stated.

Service Life

Average life-time 50,000 hours under rated conditions with a failure rate of less than 10% for the emergency converter as rated power. Average failure rate of 0.2% per 1000 operating hours.

Compliance

Safety Category	Countries	Standard
CE	Europe	EN61347-1,EN61347-2-7,EN61347-2-13

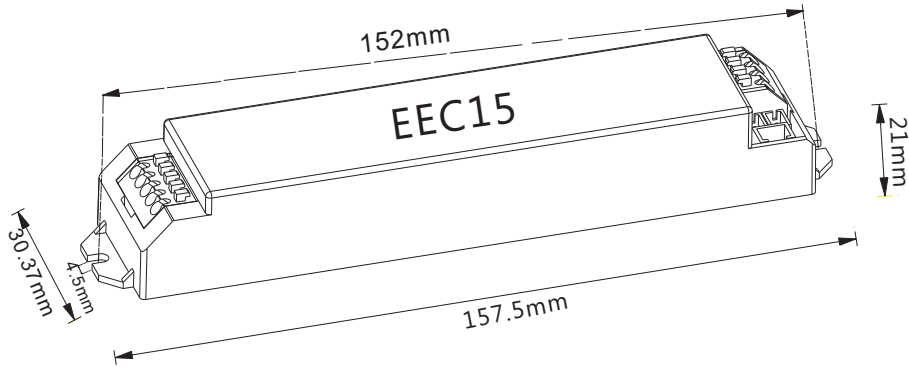
EMC Category	Countries	Standard
EMI	Europe	EN 55015
EMS	Europe	EN 61000-3-2, EN 61000-3-3,EN 61547

Rohs Compliance

Our products comply with the European Directive 2011/65/EU, calling for the elimination of lead and other hazardous substances from electronic products.

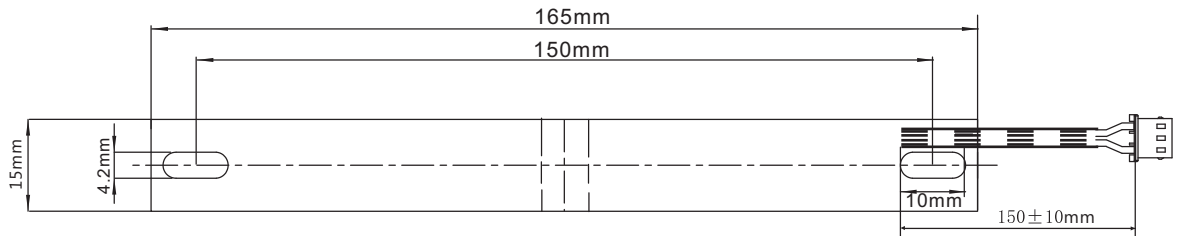
Mechanical Outline

unit:mm

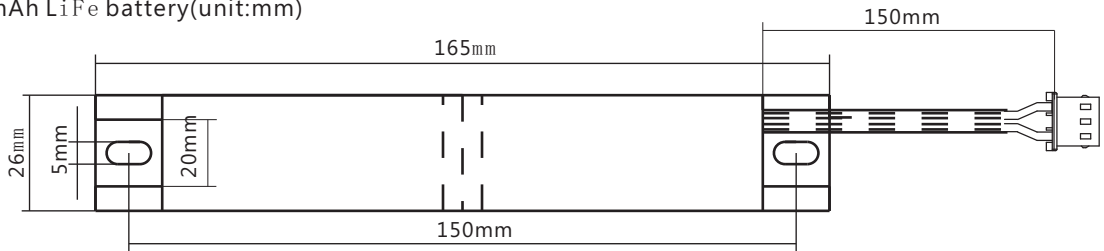


Battery Mechanical Outline

6.4V/1500mAh LiFe battery(unit:mm)



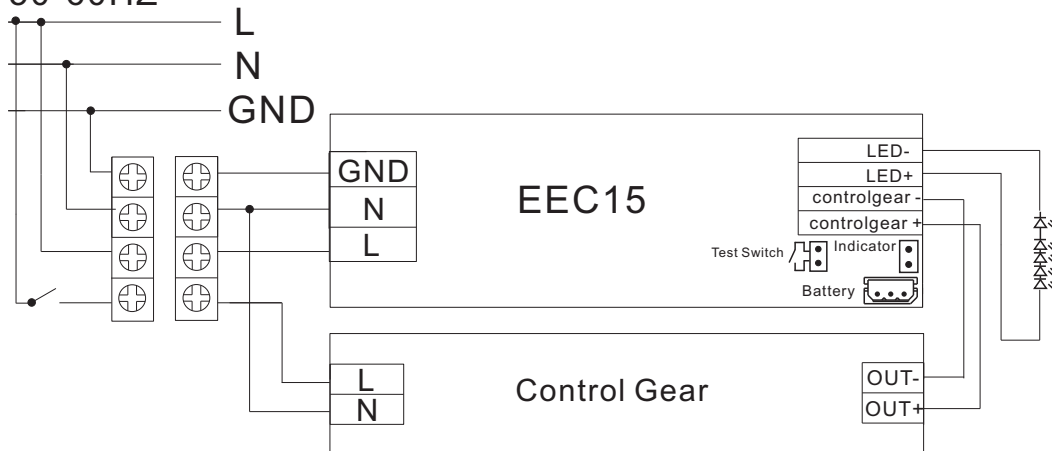
6.4V/3000mAh LiFe battery(unit:mm)



Wiring Diagram

The output current of LED driver is under 3A.

220-240V/100-240V
50-60HZ



With the following cases, the indicator will be off

1. Mains power off, the light goes into emergency mode
2. Battery is disconnect when mains power on
3. Battery be connected again after disconnected when mains power on
(Attention: In that case, please re-set the AC mains power)

Battery

- High-temperature grade battery cells
- 6.4V LiFePO4 battery
- Male/female socket for simple connection

LiFePO₄ Battery

Case temperature range to ensure 4 years design life	0°C to +60°C
Battery voltage	3.2V per cell
Capacity 18650 /26650	1500mAh / 3000mAh

Storage

- Batteries should be stored within the specified temperature range in low humidity conditions. Optimal storage conditions are:
 - Temperature: +5°C to +40°C
 - Humidity: 45% - 85%
- Avoid atmosphere with corrosive gas
- It is recommended to disconnect the battery before storage or delivery
- Battery should be charged once in three months in order to keeping it in initial performance

Status Indication Green LED

- A green LED indicates that charging current is flowing into the battery
- Plug connection 1


Test Switch

- For connection to the emergency lighting unit
- For checking the device function
- Plug connection

