



■ Features

- Universal AC input / Full range
- 3 pole AC inlet IEC320-C14
- No load power consumption < 0.3W
- **Energy efficiency level VI**
- Comply with EISA 2007/DoE
- Class I power (with earth pin)
- Protections: Short circuit / Overload / Over voltage
- Fully enclosed plastic case
- -20 ~ +70°C working temperature
- LED indicator for power on
- 3 years warranty

■ Applications

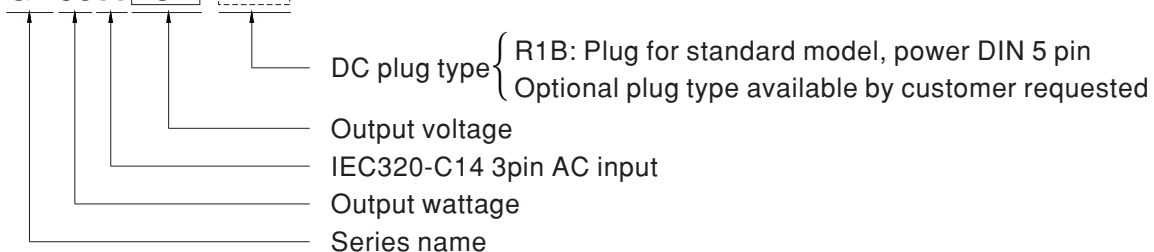
- Consumer electronic devices
- Telecommunication devices
- Office facilities
- Industrial equipments

■ Description

GP50A is a 50W triple-output desktop type green adaptor series, complying with the mandatory energy saving standard USA EISA 2007/DoE (Level VI). Adopting Class I design and utilizing the standard inlet IEC320-C14, it is designed with FG and uses the 94V-0 flame retardant plastic enclosure, which can effectively prevent electric shock hazards. This series operates from 90~264VAC and offers three models with the output voltage sets +5V/+12V/-5V, +5V/+12V/-12V and +5V/+15V/-15V. Its supreme advantages includes the less-than-0.3W no load power consumption, the capability of working under -20~+70°C ambient temperature, complete protection functions and three-year warranty and the compliance to the international safety certification such as CB, TUV, UL, CE and FCC. GP50A is a multiple-output green adaptor with high safety, high reliability and high quality.

■ Model Encoding

GP50 A 13A -R1B

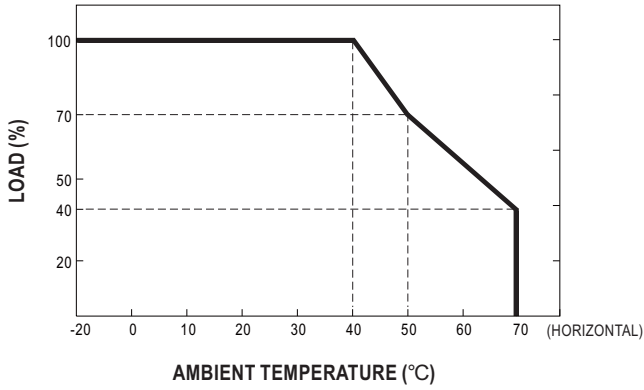




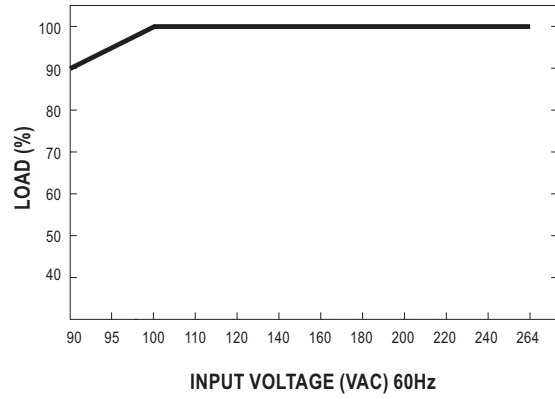
SPECIFICATION

ORDER NO.	GP50A13A-R1B	GP50A13D-R1B	GP50A14E-R1B																																								
OUTPUT	<table border="1"> <thead> <tr> <th>SAFETY MODEL NO.</th> <th>GP50A13A</th> <th>GP50A13D</th> <th>GP50A14E</th> </tr> </thead> <tbody> <tr> <td>DC VOLTAGE <small>Note.2</small></td> <td>5V</td> <td>12V</td> <td>-5V</td> </tr> <tr> <td>RATED SET CURRENT</td> <td>4A</td> <td>2A</td> <td>0.5A</td> </tr> <tr> <td>CURRENT RANGE</td> <td>0 ~ 4.0A</td> <td>0.3 ~ 2.0A</td> <td>0.1 ~ 0.5A</td> </tr> <tr> <td>RATED POWER</td> <td colspan="3">46.5W</td> </tr> <tr> <td>RIPPLE & NOISE (max.) <small>Note.3</small></td> <td>50mVp-p</td> <td>100mVp-p</td> <td>100mVp-p</td> </tr> <tr> <td>VOLTAGE TOLERANCE <small>Note.4</small></td> <td>±5.0%</td> <td>±3.0%</td> <td>±5.0%</td> </tr> <tr> <td>LINE REGULATION <small>Note.5</small></td> <td>±1.0%</td> <td>±1.0%</td> <td>±1.0%</td> </tr> <tr> <td>LOAD REGULATION <small>Note.6</small></td> <td>±5.0%</td> <td>±3.0%</td> <td>±5.0%</td> </tr> <tr> <td>SETUP, RISE, HOLD UP TIME</td> <td colspan="3">1000ms, 50ms, 20ms / 230VAC 1500ms, 50ms, 16ms / 115VAC at full load</td> </tr> </tbody> </table>			SAFETY MODEL NO.	GP50A13A	GP50A13D	GP50A14E	DC VOLTAGE <small>Note.2</small>	5V	12V	-5V	RATED SET CURRENT	4A	2A	0.5A	CURRENT RANGE	0 ~ 4.0A	0.3 ~ 2.0A	0.1 ~ 0.5A	RATED POWER	46.5W			RIPPLE & NOISE (max.) <small>Note.3</small>	50mVp-p	100mVp-p	100mVp-p	VOLTAGE TOLERANCE <small>Note.4</small>	±5.0%	±3.0%	±5.0%	LINE REGULATION <small>Note.5</small>	±1.0%	±1.0%	±1.0%	LOAD REGULATION <small>Note.6</small>	±5.0%	±3.0%	±5.0%	SETUP, RISE, HOLD UP TIME	1000ms, 50ms, 20ms / 230VAC 1500ms, 50ms, 16ms / 115VAC at full load		
SAFETY MODEL NO.	GP50A13A	GP50A13D	GP50A14E																																								
DC VOLTAGE <small>Note.2</small>	5V	12V	-5V																																								
RATED SET CURRENT	4A	2A	0.5A																																								
CURRENT RANGE	0 ~ 4.0A	0.3 ~ 2.0A	0.1 ~ 0.5A																																								
RATED POWER	46.5W																																										
RIPPLE & NOISE (max.) <small>Note.3</small>	50mVp-p	100mVp-p	100mVp-p																																								
VOLTAGE TOLERANCE <small>Note.4</small>	±5.0%	±3.0%	±5.0%																																								
LINE REGULATION <small>Note.5</small>	±1.0%	±1.0%	±1.0%																																								
LOAD REGULATION <small>Note.6</small>	±5.0%	±3.0%	±5.0%																																								
SETUP, RISE, HOLD UP TIME	1000ms, 50ms, 20ms / 230VAC 1500ms, 50ms, 16ms / 115VAC at full load																																										
INPUT	<table border="1"> <tbody> <tr> <td>VOLTAGE RANGE</td> <td colspan="3">90 ~ 264VAC 135~ 370VDC</td> </tr> <tr> <td>FREQUENCY RANGE</td> <td colspan="3">47 ~ 63Hz</td> </tr> <tr> <td>EFFICIENCY (Typ.)</td> <td>84%</td> <td>84%</td> <td>84.5%</td> </tr> <tr> <td>AC CURRENT</td> <td colspan="3">1.6A / 100VAC 0.8A / 230VAC</td> </tr> <tr> <td>INRUSH CURRENT (max.)</td> <td colspan="3">45A / 230VAC</td> </tr> <tr> <td>LEAKAGE CURRENT (max.)</td> <td colspan="3">0.75mA / 240VAC</td> </tr> </tbody> </table>			VOLTAGE RANGE	90 ~ 264VAC 135~ 370VDC			FREQUENCY RANGE	47 ~ 63Hz			EFFICIENCY (Typ.)	84%	84%	84.5%	AC CURRENT	1.6A / 100VAC 0.8A / 230VAC			INRUSH CURRENT (max.)	45A / 230VAC			LEAKAGE CURRENT (max.)	0.75mA / 240VAC																		
VOLTAGE RANGE	90 ~ 264VAC 135~ 370VDC																																										
FREQUENCY RANGE	47 ~ 63Hz																																										
EFFICIENCY (Typ.)	84%	84%	84.5%																																								
AC CURRENT	1.6A / 100VAC 0.8A / 230VAC																																										
INRUSH CURRENT (max.)	45A / 230VAC																																										
LEAKAGE CURRENT (max.)	0.75mA / 240VAC																																										
PROTECTION	<table border="1"> <tbody> <tr> <td>OVERLOAD</td> <td colspan="3">150 ~ 250% rated output power Protection type : Hiccup mode, recovers automatically after fault condition is removed</td> </tr> <tr> <td>OVER VOLTAGE</td> <td colspan="3">Protection type : Clamp by zener diode, output short</td> </tr> </tbody> </table>			OVERLOAD	150 ~ 250% rated output power Protection type : Hiccup mode, recovers automatically after fault condition is removed			OVER VOLTAGE	Protection type : Clamp by zener diode, output short																																		
OVERLOAD	150 ~ 250% rated output power Protection type : Hiccup mode, recovers automatically after fault condition is removed																																										
OVER VOLTAGE	Protection type : Clamp by zener diode, output short																																										
ENVIRONMENT	<table border="1"> <tbody> <tr> <td>WORKING TEMP.</td> <td colspan="3">-20 ~ +70°C (Refer to "Derating Curve")</td> </tr> <tr> <td>WORKING HUMIDITY</td> <td colspan="3">20% ~ 90% RH non-condensing</td> </tr> <tr> <td>STORAGE TEMP., HUMIDITY</td> <td colspan="3">-20 ~ +85°C, 10 ~ 95% RH</td> </tr> <tr> <td>TEMP. COEFFICIENT</td> <td colspan="3">±0.03% / °C (0 ~ 40°C)</td> </tr> <tr> <td>VIBRATION</td> <td colspan="3">10 ~ 500Hz, 2G 10min./1cycle, period for 60min. each along X, Y, Z axes</td> </tr> </tbody> </table>			WORKING TEMP.	-20 ~ +70°C (Refer to "Derating Curve")			WORKING HUMIDITY	20% ~ 90% RH non-condensing			STORAGE TEMP., HUMIDITY	-20 ~ +85°C, 10 ~ 95% RH			TEMP. COEFFICIENT	±0.03% / °C (0 ~ 40°C)			VIBRATION	10 ~ 500Hz, 2G 10min./1cycle, period for 60min. each along X, Y, Z axes																						
WORKING TEMP.	-20 ~ +70°C (Refer to "Derating Curve")																																										
WORKING HUMIDITY	20% ~ 90% RH non-condensing																																										
STORAGE TEMP., HUMIDITY	-20 ~ +85°C, 10 ~ 95% RH																																										
TEMP. COEFFICIENT	±0.03% / °C (0 ~ 40°C)																																										
VIBRATION	10 ~ 500Hz, 2G 10min./1cycle, period for 60min. each along X, Y, Z axes																																										
SAFETY & EMC (Note. 7)	<table border="1"> <tbody> <tr> <td>SAFETY STANDARDS</td> <td colspan="3">UL60950-1, CSA22.2, EN60950-1 approved</td> </tr> <tr> <td>WITHSTAND VOLTAGE</td> <td colspan="3">I/P-O/P:4242VDC , I/P-FG:2121VDC</td> </tr> <tr> <td>ISOLATION RESISTANCE</td> <td colspan="3">I/P-O/P,I/P-FG:100M Ohms / 500VDC / 25°C / 70% RH</td> </tr> <tr> <td>EMC EMISSION</td> <td colspan="3">Compliance to EN55022 class B, EN61000-3-2,3, FCC PART15 / CISP22 class B</td> </tr> <tr> <td>EMC IMMUNITY</td> <td colspan="3">Compliance to EN61000-4-2,3,4,5,6,11, light industry level, criteria A</td> </tr> <tr> <td>LIFE</td> <td colspan="3">3 years : 100% load 40°C, 8hours / day</td> </tr> </tbody> </table>			SAFETY STANDARDS	UL60950-1, CSA22.2, EN60950-1 approved			WITHSTAND VOLTAGE	I/P-O/P:4242VDC , I/P-FG:2121VDC			ISOLATION RESISTANCE	I/P-O/P,I/P-FG:100M Ohms / 500VDC / 25°C / 70% RH			EMC EMISSION	Compliance to EN55022 class B, EN61000-3-2,3, FCC PART15 / CISP22 class B			EMC IMMUNITY	Compliance to EN61000-4-2,3,4,5,6,11, light industry level, criteria A			LIFE	3 years : 100% load 40°C, 8hours / day																		
SAFETY STANDARDS	UL60950-1, CSA22.2, EN60950-1 approved																																										
WITHSTAND VOLTAGE	I/P-O/P:4242VDC , I/P-FG:2121VDC																																										
ISOLATION RESISTANCE	I/P-O/P,I/P-FG:100M Ohms / 500VDC / 25°C / 70% RH																																										
EMC EMISSION	Compliance to EN55022 class B, EN61000-3-2,3, FCC PART15 / CISP22 class B																																										
EMC IMMUNITY	Compliance to EN61000-4-2,3,4,5,6,11, light industry level, criteria A																																										
LIFE	3 years : 100% load 40°C, 8hours / day																																										
OTHERS	<table border="1"> <tbody> <tr> <td>MTBF</td> <td colspan="3">280K hrs min. MIL-HDBK-217F (25°C)</td> </tr> <tr> <td>DIMENSION</td> <td colspan="3">146*75.5*43mm (L*W*H)</td> </tr> <tr> <td>PACKING</td> <td colspan="3">0.55kg; 36pcs / 21kg / CARTON</td> </tr> </tbody> </table>			MTBF	280K hrs min. MIL-HDBK-217F (25°C)			DIMENSION	146*75.5*43mm (L*W*H)			PACKING	0.55kg; 36pcs / 21kg / CARTON																														
MTBF	280K hrs min. MIL-HDBK-217F (25°C)																																										
DIMENSION	146*75.5*43mm (L*W*H)																																										
PACKING	0.55kg; 36pcs / 21kg / CARTON																																										
CONNECTOR	<table border="1"> <tbody> <tr> <td>PLUG</td> <td colspan="3">See page 3</td> </tr> <tr> <td>CABLE</td> <td colspan="3">See page 3</td> </tr> </tbody> </table>			PLUG	See page 3			CABLE	See page 3																																		
PLUG	See page 3																																										
CABLE	See page 3																																										
NOTE	<p>1.All parameters are specified at 230VAC input, rated load, 25°C 70% RH ambient. 2.DC voltage: The output voltage set at point measure by plug terminal & 50% load. 3.Ripple & noise are measured at 20MHz by using a 12" twisted pair terminated with a 0.1uf & 47uf capacitor. 4.Tolerance: includes set up tolerance, line regulation, load regulation. 5.Line regulation is measured from low line to high line at rated load. 6.When measured between the light load (20% of rated load) and full load, the load regulation is within ±5% whereas the cross regulation is within ±15%. 7.The power supply is considered as an independent unit, but the final equipment still need to re-confirm that the whole system complies with the EMC directives. For guidance on how to perform these EMC tests, please refer to "EMI testing of component power supplies." (as available on http://www.meanwell.com)</p>																																										

■ Derating Curve

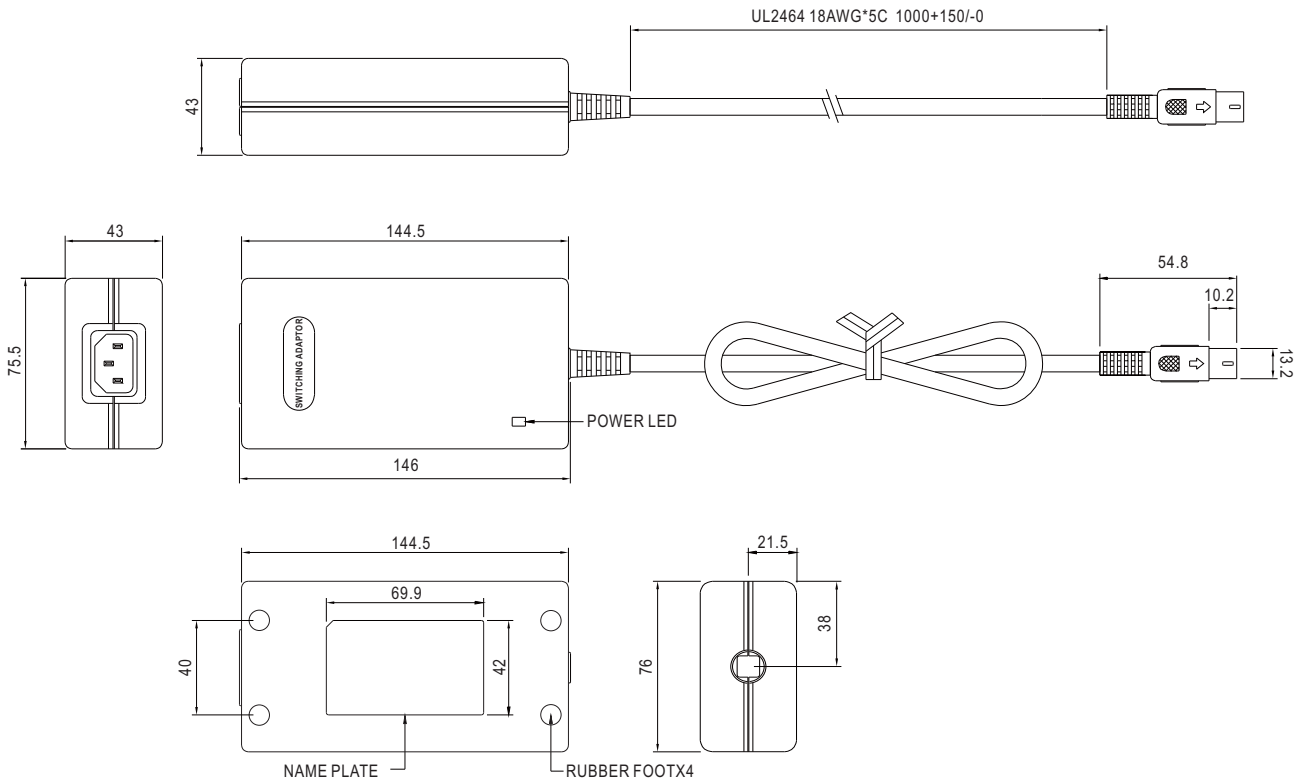


■ Static Characteristics



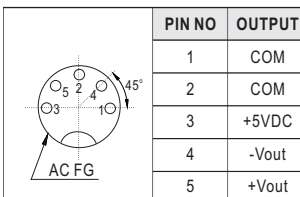
■ Mechanical Specification

Unit:mm



■ Plug Assignment

Standard plug: R1B



■ Installation Manual

Please refer to : <http://www.meanwell.com/webnet/search/InstallationSearch.html>